

CASSIS FRUITS - NATURAL SOURCE OF FOOD AND ANTIOXIDANTS THROUGHOUT THE MATURATION PERIOD

Carmen-Gabriela CONSTANTIN¹, Aurora DOBRIN¹, Maria PARASCHIV^{2,3}

¹Research Centre for Study of Food Quality and Agricultural Products, University of Agronomic Sciences and Veterinary Medicine of Bucharest, 59 Mărăști Blvd, District 1, Bucharest, Romania

²National Institute of R & D for Biological Sciences, 296 Spl. Independenței, District 6, Bucharest, Romania

³Research Center for Advanced Materials, Products and Processes, University Politehnica of Bucharest, 313 Spl. Independenței, District 6, Romania

Corresponding author email: mariaparaschiv@gmail.com

Abstract

The paper presents the biological variation in biochemical compounds of fruits belonging to *Ribes nigrum* L. species during the maturation process. The fruits from two varieties were collected in the following phenological stages: early first fruits (SIII), advanced first fruit (SIV), harvesting maturity (SV), and consumption maturity (SVI). The extracts were subjected to analysis. Total phenolic content (TPC) expressed as gallic acid equivalent (GAE), total flavonoid content (TFC) expressed as rutin equivalent (RE), and free radical scavenging activity (FRSA) expressed as mg/mL ascorbic acid equivalent (AAE), and gas-chromatographic profile were determined. The phenolic content differed considerably during the maturation process. Thus, the maximum value of TPC was achieved by 'Kzvana' fruits in the SV stage with 7.36 mM GAE/ml extract. The flavonoid content was highlighted in 'Roxia' fruits in the SVI stage with 1.24 mM RE/mL extract. With regard to FRSA, 'Kzvana' fruits have better activity. Also, the aromatic profile was characterized using gas chromatographic analysis.

Key words: blackcurrant, maturation phenophases, phenolics, gas-chromatography.

INTRODUCTION

Currently, there is an increasing trend of consumer acceptance for *Ribes nigrum* L. fruits, largely due to the variety of potential health benefits of active compounds such as natural antioxidants (Tabart et al., 2006; Raudsepp et al., 2010; Tabart et al., 2012). These compounds are mainly represented by flavonoids, phenolic acids, and tannins, and because of their high content the blackcurrants have come to be regarded as superfood (Ruiz del Castillo et al., 2004). There is a need also to analyse the function and structure of such compounds especially in fruits, so pleasant to us all (Milivojevic et al., 2009).

Currants are one of those fruits that have a boost intake of both pleasant-like sugars and aromatic compounds and nutraceuticals like myricetin, quercetin and isorhamnetin with neuroprotective activity and polysaccharides with immunostimulatory, antitumor, antimicrobial and antiinflammatory effects.

Also, currants around the world are important for the food industry mainly because of their colour and organoleptic properties, which makes them suitable material for diverse food applications (Xu et al., 2018; Eksi Karaagac et al., 2020; Rodrigues et al., 2020).

Black currants are perennial bush plants, economically important, growing in temperate zones of Europe, Russia, northern Asia, and New Zealand (Woznicki et al., 2015).

Black currant berries, are favoured for their organoleptic properties such as pleasant color and intense taste, which are due to phenolic compounds like anthocyanins, and the presence of sugars, acids, and volatile compounds (Varming C. et al., 2004; Tarko et al., 2020).


Many morphological and biochemical changes are occurring during growth and development. This depends on the physiological state of the plant, agriculture technologies (Vagiri et al., 2013), and other factors such as genotype, climate, degree of ripening, harvesting time, and storage conditions (Rubinskiene et al.,

2006). For example, the genetic background determines the sugar accumulation of black currants and the response to weather conditions (Zheng et al., 2009). Also, accumulating evidence suggests that genotype may have a profound influence on the content of bioactive compounds in berries (Pantelidis et al., 2007). Other compounds that are accumulating are the phenolic compounds, some of the secondary metabolites occurring in plants. Their biosynthesis depends on numerous enzymes, and their metabolism is combined with morphological and biochemical regulatory patterns of plants (Thitilertdechaa and Rakariyatham, 2011). Although many studies have investigated the fruit quality and antioxidant properties of berries (Gipson et al., 2013; Ferreira Zielinski et al., 2015), little is known about variation in fruit quality, levels of phenolic compounds, and antioxidant activities of different currants varieties in relation to fruit maturation stages for varieties grown in Romania (Diaconeasa et al., 2015). The aim of this paper was to investigate the natural variation in biochemical compounds of two varieties of berries belonging to *Ribes nigrum* L. species during maturity process. These two varieties of blackcurrant are part of a group of 12 varieties studied. All were analyzed according to the same criteria, in order to highlight the best of them, for their cultivation on large areas. The correlations between the compounds and maturation stages were also investigated in order to see the connection between the state of maturation and biosynthesized compounds.

MATERIALS AND METHODS

Biological material

The biological material consists of fruits in different maturation stages from ‘Roxia’ and ‘Kzvana’ varieties, harvested from the experimental field of the research bio-base of the University of Agronomic Sciences and Veterinary Medicine of Bucharest.



Fruit extracts preparation

The fruit extracts were performed using the ratio of 1:6 g L⁻¹. The fresh fruits were smashed, over which an ethanol solution was added (Saúl Olivares-Galván et al., 2020). The resulting mixture was subjected to ultrasound extraction on ice bath for the epicarp patency, for 30 minutes. Afterwards, the extracts were filtered, followed by centrifugation. The supernatant was used for the further analyses.

Determination of total phenolic content (TPC)

Total phenolic content in fruit extracts was performed spectrophotometrically using Folin-Ciocalteu method from the literature (Sariburn et al., 2010). The total phenolic content was expressed as gallic acid equivalent (GAE) per ml of extract.

Determination of total flavonoids content (TFC)

Total phenol content in fruit extracts was determined spectrophotometrically using an adapted method (Sushant Arya et al., 2019). The total flavonoid content was expressed as rutin equivalent (RE) per ml of extract.

DPPH•free radical scavenging activity (FRSA)

Free radical scavenging activity of black currant extracts was determined using the stable radical 2,2 diphenyl-1-picrylhydrazyl (DPPH•, Sigma), according to the method described in the literature (Suleria et al., 2020). Free radical scavenging activity was expressed as mg/mL ascorbic acid equivalent (AAE).

Gas-chromatographic profile

Qualitative determination of volatile biologically active compounds was performed using a Thermo Trace 1310 gas chromatograph coupled with an ISQ system mass spectrometer, according to an adapted method (Vulic et al., 2012). The system is equipped with a chromatographic column (Thermo Scientific Trace GOLD GC Column), having a length of 30 m, an inner diameter of 0.25 mm, and a stationary phase 5% phenyl methylpolysiloxane, with a thickness of 0.25 µm. The mobile phase was helium, with a flow rate of 1 ml/min. The initial temperature was 40 °C, with a ramp of 10 °C/minute, reaching up to 250 °C. The volume of sample introduced was 1 ml, its vaporization taking place in about 30 minutes.

Statistical analysis

A general linear model, Duncan test was used for the comparison of means for the content of bio compounds between groups, using Statistical Package for Social Science (SPSS version 21.0). The statistical significance was considered for the probability value of difference $p < 0.05$. The obtained results were expressed as mean values \pm standard deviation (SD). Microcal Origin version 6.0 software was used for the charts design and Pearson correlation coefficient.

RESULTS AND DISCUSSIONS

Total phenolic content

The results of the quantitative determination of total phenolic content are shown in Figure 5. The graphs were made in the form of bars to highlight the difference between the varieties on the same maturation stage. Concerning the concentration of total phenolic accumulated during fruit maturation stage III, the upper limit is found in 'Kzvana' genotype with a concentration of 5.87 mM GAE / ml extract.

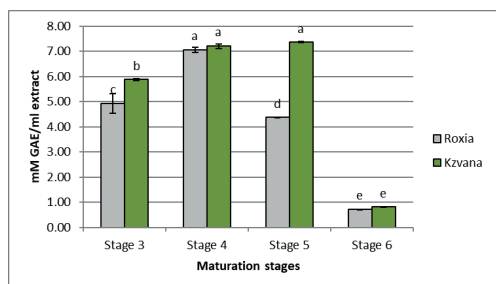


Figure 5. Total phenolic contents values for 'Roxia' and 'Kzvana' fruit genotypes

In stage IV of fruit maturation also it can be observed an accumulation of polyphenol content for both Roxia and Kzvana genotypes with the concentrations of 7.2 mM, respectively 7.06 GAE/ml extract. In stage V of fruit maturation, the phenolic content increases, reaching a highest point of 7.36 mM GAE / ml extract in the 'Kzvana' genotype case. In the final stage of maturation, both genotypes have recorded a sharp decline of phenolic content. A possible explanation can be drawn from their role in plant growth and development. Thus, with defense function, phenols are found in larger quantities in the early stages of fruit

maturation when the attacks are susceptible to pests and diseases, decreasing when they reach harvest and consumption maturity.

According to the obtained results, apparently as the fruit matures, the phenolic content decreases. On one hand this may be due to the fact that during fruit maturation the plant does not need a high level of phenols, instead the amount of flavonoids may increase, with a higher ratio, both groups of active principles having the same genetic precursors.

Total flavonoid content

As regards the quantitative determination of total flavonoid content, the results are shown in Figure 6. From the quantitative analysis of fruits extracts of *Ribes nigrum* L. one can notice that the value of flavonoid content for the genotypes studied is directly proportional to the progress of fruit maturation process, except for the Roxia genotype in stage IV of maturation. For maturation stage III it can be observed that between the genotypes studied in terms of flavonoid content there is no statistically significant difference. With regard to the maturation stage IV, the highest concentration of flavonoid was recorded in the 'Roxia' genotype case with a value of 1.34 mM RE / mL extract.

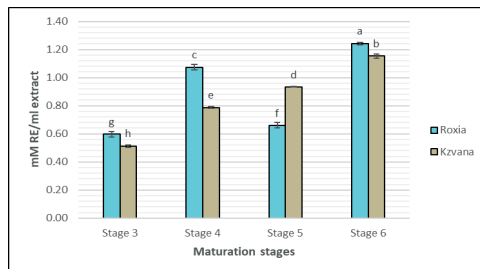


Figure 6. Total flavonoid content values for 'Roxia' and 'Kzvana' fruits

Concerning the quantity of flavonoid in the case of fruits in the maturation stage V, it can be observed that compared with stage IV, the values are decreased, the maximum concentration being reached by the 'Kzvana' genotype. The influence of maturation stage (IV) on the accumulation of flavonoid content can be concretized in a maximum value of these compounds available for both genotypes, here emphasizing the variety 'Roxia'.

Evaluation of free radical scavenging activity

The free radical scavenging activity is one of the modalities of expressing the therapeutic, biological and nutritional value of fruits and vegetables. Therefore, in Figure 7 is presented free radical scavenging activity of black currant fruit of 'Roxia' and 'Kzvana' genotypes.

In the maturation stage III, there are no significant differences of free radical scavenging activity values between the fruits of 'Roxia' and 'Kzvana' genotypes. During the fourth maturation stage analyzed, free radical scavenging activity of 'Roxia' and 'Kzvana' fruits registered increases throughout maturation, subsequently reaching a maximum activity in the maturation stage VI.

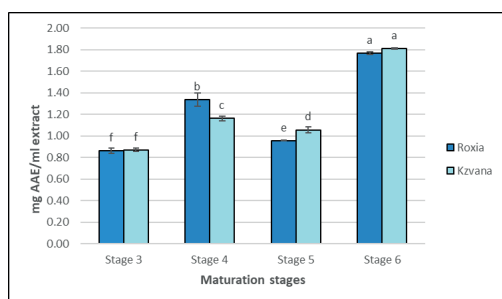


Figure 7. Free radical scavenging activity of *Ribes nigrum* L. genotypes

Thus, the values of free radical scavenging activity expressed as mg AAE / ml extract is between 0.86 - 1.77 for 'Roxia' genotype, and 0.87 - 1.81 for 'Kzvana' genotype.

Correlations between free radical scavenging activity and TPC

Correlations between free radical scavenging activity and phenolic content were tested in different stages of *Ribes nigrum* L. fruits maturation. Also, by testing the correlation between the value of free radical scavenging activity and the amount of phenolic content, it was observed that there is no direct interdependence, the correlation of those two characteristics showed that the free radical scavenging activity was not influenced by the total phenolic content, the correlation being distinct insignificant with the correlation coefficient $R^2 = 0.277$ for the probability $p=0.08$ for 'Roxia' (Figure 8), and $R^2 = 0.299$, $p=0.078$ for 'Kzvana' (Figure 9).

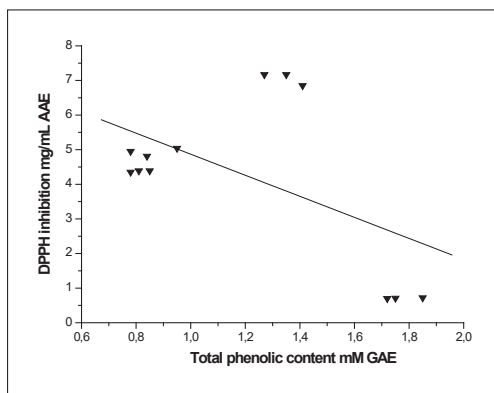


Figure 8. Correlations between the free radical scavenging activity and the total phenolic content for 'Roxia' fruits

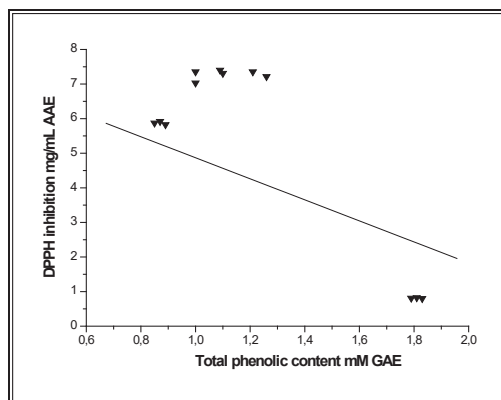


Figure 9. Correlations between the free radical scavenging activity and the total phenolic content for 'Kzvana' fruits

Correlations between free radical scavenging activity and TFC

As it is well known, the phenolic compounds have a very high antioxidant activity. Since the extracts obtained from the fruits of genotypes of the *Ribes nigrum* L. species are very complex in terms of the biochemical composition, it is very difficult to distinguish the compounds with the most antioxidant activity. Black currants are rich in active compounds that possess antiradical properties (Burdulis et al., 2009). These properties are also influenced by genotype (Nour et al., 2013). Today, in the literature, there are researches that show the link between free radical scavenging activity and flavonoids (Olajire et al., 2011; Muniyandi et al., 2019). This was

also demonstrated within this study. Thus, regarding the correlation between free radical scavenging activity and flavonoid content for the genotypes studied, it can be observed that there is a linear correlation strongly positive, Pearson correlation coefficient (R^2) exceeding the value of 0.900 for the probability $p < 0.05$, for all the maturation stages of the fruit. The correlation between free radical scavenging activity and flavonoid content for the variety 'Roxia' is presented in Figure 10. As it can be seen, it was evidenced a strong positive correlation, with the value of $R^2 = 0.960$ for the probability $p < 0.001$.

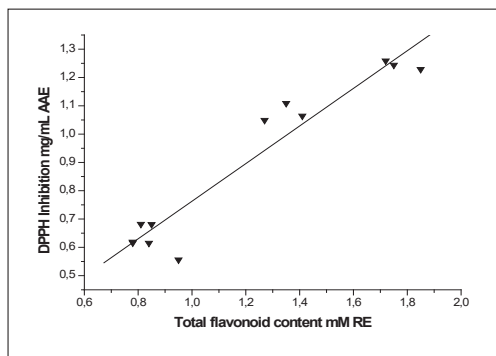


Figure 10. Correlation between the free radical scavenging activity and the total flavonoid content for 'Roxia' fruits

According to the graphical representation (Figure 11) for 'Kzvana' genotype, free radical scavenging activity has a positive linear correlation with the flavonoid content, this time more moderate, with a correlation coefficient $R^2 = 0.861$ for the probability of $p < 0.05$.

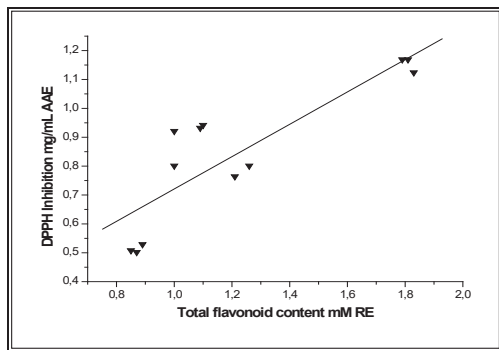


Figure 11. Correlation between the free radical scavenging activity and the total flavonoid content for 'Kzvana' fruits

However, the content of phenolics may correspond or not to the free radical scavenging activity of a fruit. This is due to the presence of other biologically active compounds with low molecular weight, such as glutathione (thiol), that participate in the redox reactions (Sochor et al., 2010).

The profile of the aroma compounds of the black and red currant (Table 1) is similar to that of most berries. According to the literature, berries may contain the following classes of compounds: aliphatic alcohols, aliphatic esters, monoterpenes, oxygenated monoterpenes, sesquiterpenes, phenols (Turemis et al., 2003). In the case of currants, over 150 volatile compounds have been identified, the most important classes being monoterpenes, sesquiterpenes, esters and alcohols (Varming et al., 2004; Liu et al., 2018).

The most important aroma compounds for blackcurrant include esters such as 2-methylbutyl acetate, methyl butanoate, ethyl butanoate and ethyl hexanoate with sweet fruit flavor, nonanal, β -damascenone (result of carotenoid degradation), some monoterpenes (α -pinene, 1,8-cineole, linalool, terpinen-4-ol and α -terpineol), aliphatic ketones (1-octen-3-one), as well as sulfur compounds 4-methoxy-2-methyl-butanethiol, which give the specificity of smell for black currant (Vulic et al., 2012; Varming et al., 2004).

Regarding the volatile compounds identified for the varieties of *Ribes nigrum* L., alkanes and their isomers (n-Decane, n-Nonane and 2,2-Dimethoxybutane, 1,3,3-trimethoxybutane) were identified, highlighting the variety Roxia; other classes of compounds were: monoterpenes (D-Limonen), Kzvana variety with the highest content, oxygenated monoterpenes (Dihydro-Citronelol), and monoglycerides of fatty acids with antimicrobial role (Altieri et al., 2007), such as 2-mono-stearin in the case of the 'Kzvana' variety.

Also, following the evaluation of fruit extracts, components of essential oils with antimicrobial effect were determined, such as estragol (Bagamboula et al., 2004), in this case highlighting the 'Roxia' variety. The content in sugars is highlighted by the presence of sucrose in a high percentage in the case of 'Kzvana' variety.

Table 1. Profile of volatile compounds for black and red currant

Identified compounds	Kzvana	Roxia
	Aria %	
2,2-Dimethoxybutane	9.73	19.8
2-methyl, methyl ester butanoic acid	0.82	1.48
2,4-dimethyl-1-heptene	3.05	-
1,3,3-trimethoxybutane	-	-
3,3-dimethoxy-2-butanone	0.86	1.29
2-ethyl-1,3-Dioxolan-4-methanol	2.94	6.34
n-Nonane	0.71	1.36
Itaconic anhydride	1.8	0.54
3,6-Dimethyloctane	0.98	0.54
3-Methylnonane	-	-
Phenol	0.58	0.34
n-Dean	1.46	2.06
3,3-Dimethyloctane	0.59	1.31
4-methyldecane	0.75	1.55
d-Limonene	0.59	0.28
Dihydro-Citronelol	0.9	1.47
5-ethyl-1-nonene	1	1.49
3,5-Dihydroxy-6-methyl-2,3-dihydro-4H-pyran-4-one	1.3	-
Estragole	1.24	1.73
3,5-dimethyl-Benzaldehyde	0.74	1.21
5-Hydroxymethylfurfural	1.81	-
4,6-Dimethyldodecan	0.82	1.01
4-Methyldecane	0.71	0.52
Sucrose	17.66	1.19
Fructose		30.74
d-Mannose	13.04	-
L-Sorbose	23.97	-
D-Galactose	-	-
2-methylhexadecan-1-ol	-	-
3-Icosene	1.06	-
(3E)-Isotridecanol	1.77	2.14
7,9-Di-tert-butyl-1-oxaspiro (4,5) deca-6,9-diene-2,8-dione	1.26	-
2-mono-stearin	3.7	-
2-mono-palmitin	-	-

Aldohexoses (mannose, fructose), phenols, monoterpenes (D-Limonen) were also found in

the identification of poultry compounds of blackcurrant varieties.

There were identified monosaccharides, in nature found as hexoses, like D-mannose (in 'Kzvana'), which it seems that they may facilitate the improvement of the human diet and health (Sharma et al., 2018; Shintani, 2019; Wu et al., 2020; Lin et al., 2021).

The retention times for each identified compound are shown in Figures 12 and 13.

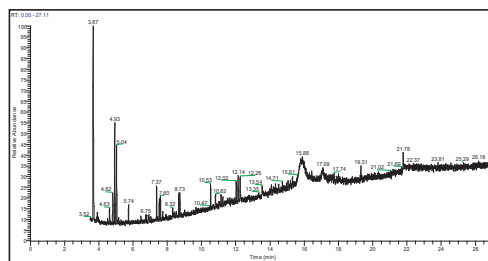


Figure 12. Gas chromatogram for the 'Roxia' variety

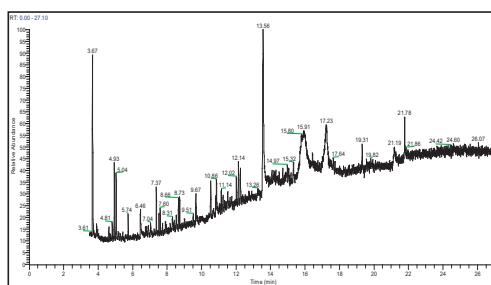


Figure 13. Gas chromatogram for the 'Kzvana' variety

CONCLUSIONS

With regard to the obtained results from the characterization of black currant extracts we may say that total phenolic and flavonoid content in black currant fruits is influenced both by the genotype and maturation stage. The influence of maturation stage on total phenolic content, the maximum values were recorded in maturation stage IV for 'Roxia' genotype, and stage V for 'Kzvana' genotype. The maximum accumulations of total flavonoid content, were recorded in the last stage analyzed for both genotypes, but emphasizing 'Roxia' genotype. Concerning free radical scavenging activity, 'Kzvana' genotype was highlighted in the last stage of maturation process.

REFERENCES

- Altieri, C., Cardillo, D., Bevilacqua, A., Sinigaglia, M. (2007). Inhibition of *Aspergillus* spp. and *Penicillium* spp. by fatty acids and their monoglycerides, *Journal of Food Protection*, 1206-1212.
- Bagamboula, C.F., Uyttendaele, M., Debevere, J. (2004). Inhibitory effect of thyme and basil essential oils, carvacrol, thymol, estragol, linalool and p-cymene towards *Shigella sonnei* and *S. flexneri*. *Food Microbiology*, 33-42.
- Burdulis, D., Sarkinas, A., Jasutien, I., Stackevicien, E., Nicolajevs, L., Janulis, V. (2009). Comparative study of anthocyanin composition, antimicrobial and antioxidant activity in bilberry (*Vaccinium myrtillus* L.) and blueberry (*Vaccinium corymbosum* L.) fruits, *Acta Poloniae Pharmaceutica - Drug Research*, 399-408.
- Diaconeasa, Z., Leopold, L., Rugina, D., Ayvaz H., Socaciu C. (2015). Antiproliferative and antioxidant properties of anthocyanin rich extracts from blueberry and blackcurrant juice. *International journal of molecular sciences*, 2352-2365.
- Eksi Karaagac H., Cavus, F., Kadioglu, B., Ugur, N., Tokat, E., Sahan, Y. (2020). Evaluation of nutritional, color and volatiles properties of currant (*Ribes* spp.) cultivars in Turkey. *Food Science and Technology*, 1-10.
- Ferreira Zielinski, A.A., Goltz, C., Akemi, M., Yamato, C., Avila, S., Hirooka, E.Y., Wosiacki, G., Nogueira A., Demiate, I.M. (2015). Blackberry (*Rubus* spp.): influence of ripening and processing on levels of phenolic compounds and antioxidant activity of the 'Brazos' and 'Tupy' varieties grown in Brazil. *Ciência Rural*, 744-749.
- Gipson, L., Vasantha Rupasinghe H.P., Forney, C.F., Eaton, L. (2013). Characterization of changes in polyphenols, antioxidant capacity and physico-chemical parameters during lowbush blueberry fruit ripening. *Antioxidants*, 216-229.
- Lin, Z., Miao, J., Zhang, T., He, M., Zhou, X., Zhang, H., Gao, Y., Bai, L. (2021) d-Mannose suppresses osteoarthritis development in vivo and delays IL-1 β -induced degeneration in vitro by enhancing autophagy activated via the AMPK pathway. *Biomedicine & Pharmacotherapy*, 135, 1-11.
- Liu, Y., Wang, S., Ren, J., Yuan, G., Li, Y., Zhang, B., Zhu, B. (2020). Data on free and bound volatile compounds in six *Ribes nigrum* L. blackcurrant cultivars. *Data in Brief*, 17, 926-937.
- Milivojevic, J., Maksimovic, V., Nikolic, M. (2009). Sugar and organic acids profile in the fruits of black and red currant cultivars. *Journal of Agricultural Sciences*, 105-117.
- Muniyandi, K., George, E., Sathyanarayanan, S., Blassan George, B.P., Abrahamse, H., Thamburaj, S., Thangaraj, P. (2019). Phenolics, tannins, flavonoids and anthocyanins contents influenced antioxidant and anticancer activities of *Rubus* fruits from Western Ghats, India. *Food Science and Human Wellness*, 8 (1), 73-81.
- Nour, V., Stampar, F., Veberic, R., Jakopic, J. (2013). Anthocyanins profile, total phenolics and antioxidant activity of black currant ethanolic extracts as influenced by genotype and ethanol concentration. *Food Chemistry*, 141 (2), 961-966.
- Olajire, A.A., Azeze, L., 2011, Total antioxidant activity, phenolic, flavonoid and ascorbic acid contents of Nigerian vegetables, *African Journal of Food Science and Technology*, 022-029.
- Olivares-Galván, S., Marina, M.L., García, M.C. (2020). Extraction and characterization of antioxidant peptides from fruit residues. *Foods*, 1-30.
- Pantelidis, G. E., Vasilakakis, M., Manganaris, G.A., Diamantidis, G., 2007, Antioxidant capacity, phenol, anthocyanin and ascorbic acid contents in raspberries, blackberries, red currants, gooseberries and cornelian cherries, *Food Chemistry*, 777-783.
- Raudsepp, P., Kaldmae, H., Kikas, A., Libek, A. V., Pussa, T. (2010). Nutritional quality of berries and bioactive compounds in the leaves of black currant (*Ribes nigrum* L.) cultivars evaluated in Estonia. *Journal of Berry Research*, 53-59.
- Rodrigues, C.A., Niciácio, A.E., Boeing, J.S., Garcia, F.P., Nakamura, C.V., Visentainer, J.V., Maldaner, L. (2020). Rapid extraction method followed by a d-SPE clean-up step for determination of phenolic composition and antioxidant and antiproliferative activities from berry fruits, *Food Chemistry*, 309, 1-8.
- Rubinskiene, M., Viskelis, P., Jasutiene, I., Duschovskis, P., Bobinas, C., 2006, Changes in biologically active constituents during ripening in black currants, *Journal of Fruit and Ornamental Plant Research*, 237-246.
- Ruiz del Castillo, M. L., Dobson, G., Brennan, R., Gordon S. (2004). Fatty acid content and juice characteristics in black currant (*Ribes nigrum* L.) genotypes. *Journal of Agricultural and Food Chemistry*, 948-952.
- Saúl Olivares-Galván, Marina, M.L., García, M.C. (2020). Extraction and characterization of antioxidant peptides from fruit residues. *Foods*, 1-30.
- Sariburn, E., Sahin, S., Demir, C., Turkbek, C., Uylaser, V. (2010). Phenolic content and antioxidant activity of raspberry and black berry cultivars, *Food Science*, c328-c335.
- Sharma, V., Smolin, J., Nayak, J., Ayala, J.E., Scott, D.A., Peterson, S.N., Freeze H.H. (2018). Mannose Alters Gut Microbiome, Prevents Diet-Induced Obesity, and Improves Host Metabolism. *Cell Reports*, 24 (12), 3087-3098.
- Shintani, T. (2019). Food industrial production of monosaccharides using microbial, enzymatic, and chemical methods. *Fermentation*, 1-13.
- Sochor, J., Zitka, O., Skutkova, H., Pavlik, D., Babula, P., Krska, B., Horna, A., Adam, V., Provaznik, I., Kizek, R. (2010). Content of phenolic compounds and antioxidant capacity in fruits of apricot genotypes. *Molecules*, 6285 – 6305.
- Suleria, H.A.R., Barrow, C.J., Dunshea, R.F. (2020). Screening and characterization of phenolic compounds and their antioxidant capacity in different fruit peels. *Foods*, 1-26.
- Sushant, A., Baniya, M.K., Danekhu, K., Kunwar, P.,

- Gurung R., Koirala N. (2019). Total phenolic content, flavonoid content and antioxidant potential of wild vegetables from western Nepal. *Plants*, 1-12.
- Tabart, J., Kevers, C., Pincemail, J., Defraigne, J. O., Dommes, J. (2006). Antioxidant capacity of black currant varies with organ, season, and cultivar. *Journal of Agricultural and Food Chemistry*, 6271-6276.
- Tabart, J., Franck, T., Kevers, C., Pincemail, C., Serteyn, D., Defraigne, J-O., Jacques Dommes, J. (2012) Antioxidant and anti-inflammatory activities of *Ribes nigrum* extracts, *Food Chemistry*, 131 (4), 1116-1122.
- Tarko, T., Duda-Chodak A., Soszka A. (2020). Changes in Phenolic Compounds and Antioxidant Activity of Fruit Musts and Fruit Wines during Simulated Digestion. *Molecules*. 2020; 25(23):5574.
- Turemis, N., Kafkas, E., Kafkas, S., Kurkuoglu, M., Baser, K.H.C. (2003). Determination of aroma compounds in blackberry by GC/MS analysis. *Chemistry of Natural Compounds*, 174-176.
- Thitilertdechaa, N., Rakariyatham, N. (2011). Phenolic content and free radical scavenging activities in rambutan during fruit maturation. *Scientia Horticulturae*, 247-252.
- Vagiri, M., Ekholm, A., Oberg, E., Johansson, E., Andersson, S.C., Rumpunen, K. (2013). Phenols and ascorbic acid in black currants (*Ribes nigrum* L.): Variation due to genotype, location, and year. *Journal of Agricultural and Food Chemistry*, 9298-9306.
- Varming, C., Petersen, M. A., Poll, L. (2004). Comparison of isolation methods for the determination of important aroma compounds in black currant (*Ribes nigrum* L.) juice, using nasal impact frequency profiling. *Journal of Agricultural and Food Chemistry*, 1647-1652.
- Vulić, T., Nikićević, N., Stanković, L., Veličković, M., Todosijević, M., Popović, B., Urošević, I., Stanković, M., Beraha, I., Tešević, V.V. (2012). Chemical and sensorial characteristics of fruit spirits produced from different black currant (*Ribes nigrum* L.) and red currant (*Ribes rubrum* L.) cultivars. *Macedonian Journal of Chemistry and Chemical Engineering*, 217-227.
- Woznickia, T.L., Heideb, O.M., Sønstebyc, A., Woldaand, A.B., Remberg, S.F. (2015). Yield and fruit quality of black currant (*Ribes nigrum* L.) are favoured by precipitation and cool summer conditions. *Acta Agriculturae Scandinavica, Section B—Soil & Plant Science*, 702-712.
- Wu, H., Chen, M., Guang, C., Zhang, W., Mu, W. (2020). Characterization of a recombinant D-mannose-producing D-lyxose isomerase from *Caldanaerobius polysaccharolyticus*. *Enzyme and Microbial Technology*, 138, 109553.
- Xu, X., Niu, X., Liu, N., Gao, Y., Wang, L., Xu, G., Li, X., Yang, Y. (2018) Characterization, antioxidant and hypoglycemic activities of degraded polysaccharides from blackcurrant (*Ribes nigrum* L.) fruits. *Food Chemistry*, 243, 26-35.
- Zheng, J., Yang, B., Tuomasjukka, S., Ou, S., Kallio, H. (2009). Effects of latitude and weather conditions on contents of sugars, fruit acids, and ascorbic acid in black currant (*Ribes nigrum* L.) juice. *Journal of Agricultural and Food Chemistry*, 2977-2987.