

THE INFLUENCE OF FERTILIZATION RECIPES UPON SEED PRODUCTION OF MADARASENI CLIMBING BEAN VARIETY

Alexander Kurt HEITZ, Elena ȘTEFĂNESCU, Elena Liliana DUMITRAȘCU, Minerva HEITZ

SCDL Iernut, Energeticianului street, no.1/A, 545100, Mures district, Romania

Corresponding author email: elenastef14@yahoo.com

Abstract

The investigations were conducted at SCDL Iernut.. The experience has included 11 fertilization types based on nitrogen, phosphorus and potassium (N, P_2O_5 and K_2O), in four repetitions. The spread fertilizers was made gradually, in three main points: 1. In autumn was applied the whole dose of P_2O_5 from superphosphate; 2. Before sowing, moment in which was administered 1/2 N (nitrogen) and 1/2 K (kalium) doses; 3. During the growing season, in the development plant stage of the climbing bean "early flowering", was applied 1/2 N (nitrogen) and 1/2 K (potassium) doses. From the comparison of the yields productions as the average achieved over the three-year study of the experimental variants, both toward the witness V1 as well as against the average of 11 variants revealed that the best option was V_4 (N/ P_2O_5 / K_2O -100/150/150) variant.

Key words: climbing beans, fertilization recipes, seed.

INTRODUCTION

Ensuring the environmental conditions specific to each cultivar determines the achievement of cultivars production at the full potential. Both temperature and humidity conditions and cultivar specific nutrients are the main factors in their productions (Heitz A.K., 2013).

In this paper are presented the results of researches on the influence of some fertilizer recipes (NPK) of Madaraseni climbing bean variety under the environmental conditions of SCDL Iernut.

MATERIALS AND METHODS

Researches has been carried out in the period of 2010-2012 year on Madaraseni climbing bean variety (Figure 1,2,3), created at SCDL Iernut. It was used as a biological material – pre-basic seed.

The purpose of the experiments was to force the phenotypical expression of genetic potential regarding the capacity of seeds production of Madaraseni climbing bean by using the best recipes of chemical fertilizers (NPK).

Experience has encompassed 11 variants (N/ P_2O_5 / K_2O): V_1 -0/0/0, V_2 -0/150/150, V_3 -50/150/150, V_4 -100/150/150, V_5 -200/150/150, V_6 -100/0/150, V_7 -100/75/150, V_8 -100/300/150, V_9 -100/150/0, V_{10} -100/150/75, V_{11} -

100/150/300; in 4 repetitions, where V_1 -the unfertilized variant was used as control group (Table 1, Figure 4).



Figure 1. Madaraseni variety-plants



Figure 2. Madaraseni variety – pods and flowers



Figure 3. Madaraseni variety-seeds

Table 1. Experimental variants

The variant	The applied fertilizer dose (kg s.a./ha)		
	N	P ₂ O ₅	K ₂ O
V ₁	0	0	0
V ₂	0	150	150
V ₃	50	150	150
V ₄	100	150	150
V ₅	200	150	150
V ₆	100	0	150
V ₇	100	75	150
V ₈	100	300	150
V ₉	100	150	0
V ₁₀	100	150	75
V ₁₁	100	150	300

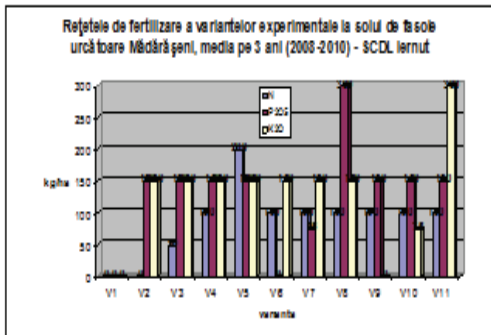


Figure 4. Fertilization prescriptions of the experimental variants of Madaraseni climbing bean, the average (2010-2012) – SCDL Iernut

The setting of the experience-in superposed blocks, randomized, four repetitions (Ceapoiu, 1968) with tape on all the edges of experience (Figure 5).

- R₄: V₃, V₄, V₅, V₆, V₇, V₈, V₉, V₁₀, V₁₁, V₁, V₂
- R₃: V₉, V₁₀, V₁₁, V₁, V₂, V₃, V₄, V₅, V₆, V₇, V₈
- R₂: V₆, V₇, V₈, V₉, V₁₀, V₁₁, V₁, V₂, V₃, V₄, V₅
- R₁: V₁, V₂, V₃, V₄, V₅, V₆, V₇, V₈, V₉, V₁₀, V₁₁

Figure 5. Arranging experimental variants

Method of working

Management of fertilizer was made gradually, in three main points:

1. In fall was applied, on variants, the entire dose of P₂O₅ from superphosphate;
2. At the preparation of the seedbed for seeding, at which time was administered the dose of 1/2 N (nitrogen) and 1/2 K (potassium);
3. During the vegetation period, in the development phase-'*starting blooming*'-of the climbing bean plant was applied the dose of 1/2 N (nitrogen) and 1/2 K (potassium).

The cultivation technology

Setting up experience has been carried out in the second decade of May, at the time when the ground was not recorded temperature decreases below the 8-10°C at the depth of sowing.

The location of the experience

The experience has been carried out on the ground with medium texture, with a neutral PH slightly acidic (pH 6.5-7.0). The land preparation began on fall through a furrow of 22-24 cm deepness and through the fertilizers' incorporation (superphosphate) from the base fertilization. On spring, before sowing, was made the soil mobilization, herbicide, the application of experimental variants, fertilizing with half from the total dose of nitrogen and potassium on the experimental variants. The experience was encased after the hoeing vegetables, after the planting scheme: 80cm between rows and 35 cm between plants/row (Figure 6).

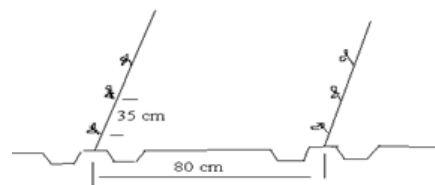


Figure 6. Sowing chart (scheme)

Before sowing, the seed was treated with Nitragin-beans.

During the growing season were made 2 mechanical hoeing with the growers followed by the manual hoeing on row (for three times).

Fertilization from the vegetation period was carried out at the '*early blooming*' time with the second half of the nitrogen and potassium fertilizers.

During the growing season have been made phenotypically observations and biological purifications by which the untypical plants have been removed, damaged by disease or pests with mechanical blows from different sources. Harvesting was performed in the physiological maturity stage, gradually, on experimental variants.

RESULTS AND DISCUSSIONS

After extracting and selecting seeds manually, on variants, the quantity of produced seeds in each variant has been weighed separately. The experimental results (Table 2, Figure 7) for the production of seed were statistically processed.

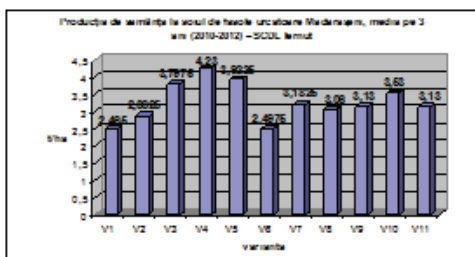


Figure 7. Seeds production of the Madaraseni climbing beans, the average on 3 years (2010-2012)-SCDL Iernut

In comparative culture organized on variants in four repetitions have been calculated the seed production/ha (Table 2) by which was established the fertilizers recipes influence on seed production per unit area by using the signification of statistical differences (Table 3, 4).

Table 2. Bean seeds' production (t/ha) of Madaraseni variety (2010-2012), on variants and repetitions – SCDL Iernut

Variant	R1	R2	R3	R4	V	mean
V1	2,43	2,5	2,43	2,5	9,86	2,465
V2	2,7	3,06	2,83	2,86	11,45	2,8625
V3	3,73	3,83	3,93	3,7	15,19	3,7975
V4	4,3	4,16	4,13	4,33	16,92	4,23
V5	3,8	3,86	3,93	4,1	15,69	3,9225
V6	2,6	2,46	2,53	2,4	9,99	2,4975
V7	3,1	3,3	3,2	3,13	12,73	3,1825
V8	2,96	2,96	3,06	3,26	12,24	3,06
V9	3,06	3,2	3,06	3,2	12,52	3,13
V10	3,46	3,6	3,5	3,56	14,12	3,53
V11	3,16	3,1	3,03	3,23	12,52	3,13

Dispersional analysis (Ceapoiu N., 1968) has been determined by indicators relating the sum of squared deviations for: total (SP_T), rehearsals (SP_R), versions (SP_V), error (SP_E) and the degrees of their freedom (GL) (Table 3).

Table 3. Dispersional analysis (2010-2012)

Variability cause	SP	GL	s ²	Testul F
TOTAL	13,1139	43		
REPETITIONS	0,05022	3		
VARIANTS	12,774	10	1,277	130,64 (2.16; 2.98)
ERRORS	0,293	30	0,009	

Because the calculated value 'F' is greater than the theoretical value of 'F' indicates that between variants exists differences significant distinctly or very significantly, as it continues the statistically calculation for the interpretation of the obtained results.

Table 4. Influența rețetelor de îngrășămintelor chimice asupra producției de sămânță/ha la soiul de fasole urcătoare Mădărășeni, media pe 3 ani (2010-2012) – SCDL Iernut Influence of chemical fertilizer recipes on seed production/ha to the Mădărășeni climbing bean variety, the average on 3 years (2010-2012) – SCDL Iernut

Var.	Yield (t/ha)	%		Diff. (x-med)	Signif	Diff. (Mt)	Signif
		x-med	Mt				
x-med	3,25	100	132	0	Mt	0,78	**
V ₁ - Mt.	2,46	75,8	100	-0,78	00	0	Mt
V ₂	2,86	88,0	116	-0,38	-	0,39	-
V ₃	3,79	116	154	0,54	*	1,33	***
V ₄	4,23	130	171	0,98	***	1,76	***
V ₅	3,92	120	159	0,67	**	1,45	***
V ₆	2,49	76,8	101	-0,75	00	0,03	-
V ₇	3,18	97,9	129	-0,06	-	0,71	**
V ₈	3,06	94,1	124	-0,19	-	0,59	*
V ₉	3,13	96,3	127	-0,12	-	0,66	**
V ₁₀	3,53	108	143	0,28	-	1,06	***
V ₁₁	3,13	96,3	127	-0,12	-	0,66	**

$s_d = 0,221$; $t_{5\%} = 2,04$; $t_{1\%} = 2,75$; $t_{0,1\%} = 3,65$

$DL_{5\%} = 0,221 \times 2,04 = 0,450$

$DL_{1\%} = 0,221 \times 2,75 = 0,607$

$DL_{0,1\%} = 0,221 \times 3,65 = 0,806$

From the statistic analysis of the results, as average on three years, concerning the significance of the differences against the variants average (Table 4), have been resulting:

-V₄ has recorded a difference very significant,
 -V₅ has recorded a difference distinctly significant,
 -V₃ has recorded a significantly difference,

-V₅ has recorded a difference distinctly significant,

-V₁ and V₆ have recorded a difference distinctly negative significant.

From the statistic analysis of the results, as average on three years, concerning the significance of the differences against the V₁-Mt (Table 4) witness variant have resulted:

-V₃,V₄,V₅,V₁₀ have recorded a difference very significantly positive towards V₁ –Mt variant;

-x_{meds}, V₇, V₉, V₁₁ have recorded a difference distinctly positive significant towards V₁ –Mt variant;

-V₈ has recorded a difference significantly positive towards V₁ –Mt variant;

-V₂ and V₆ have recorded a difference insignificant positive towards the control.

CONCLUSIONS

The experimental results, as average on three years of study, showed that:

-V₄ variant-100/150/150 has recorded a difference very significantly positive both from the V₁-0/0/0 witness variant and from the average of the variants, from which results that V₄ represents the best recipe of fertilization.

-Increasing the dose of nitrogen is justified only up to 100 kg/ha, and the doses of phosphorus and potassium are justified only up to 150 kg/ha.

REFERENCES

- Ceapoiu N., 1968. Metode statistice aplicate în experientele agricole si biologice, Editura Agro-Silvica Bucuresti.
- Heitz A.K., 2013. Rezultate privind perfecționarea tehnologiei de producere a semințelor de fasole urcătoare, USAMV-Cluj Napoca, Șc. doctorală, Facultatea de Horticultură