

ASPECTS OF THE INTERSPECIFIC RELATIONSHIPS BETWEEN KLOECKERA APICULATA AND SACCHAROMYCES CEREVISIAE var. ELLIPSOIDEUS YEASTS

Georgeta BELENIUC¹, Constantin Băducă CÂMPEANU², Victoria LEUSTEAN³

¹ Universitatea Ovidius, Constanta, Constanta, Mamaia str., no.124,Romania.georgetabelen@yahoo.com;

² U.S.A.M.V. Craiova, Al.I. Cuza street, no. 13 Craiova, Romania, cbaduca@yahoo.com;

³ SC DUVIGNEAU MURFATLAR SRL, Poarta Alba, Constanta, Romania

Corresponding author email: georgetabelen@yahoo.com

Abstract:

In this paper, we have studied during alcoholic fermentation, some aspects of the interspecific relationships between the apiculated yeasts belonging to the Kloeckera apiculata species and the elliptical yeasts belonging to Saccharomyces ellipsoideus species, isolated from Murfatlar vineyard, viticol centre Cernavoda. The two species yeasts were inoculated separately and mixedly, in sterile Pinot Gris must. At the mixed inoculation, an inhibition have been noticed, particularly for Saccharomyces ellipsoideus species. The inhibition was maximum, when the inoculation with Saccharomyces ellipsoideus species, is done when there is a maximum activity period of Kloeckera apiculata species. Mixed inoculation leads to the occurrence of two maximum in the fermentation process: the first maximum occurs due to the activity of the Kloeckera apiculata species and the second maximum occurs due to the activity of the Saccharomyces ellipsoideus species, after the passing of the inhibition period.

Key words: alcoholic fermentation; inhibition period; mixed inoculation.

INTRODUCTION

In the wine microbiology majority of the researches are orientated upon the relationships between microorganism species and from inside of the same species. All the time were studied the yeasts attend in the fermentation process [Beleniuc G., 2006; Castelli T.,1973; Gandini -1966], the yeasts influence upon lactique bacterias and viceversa [Ribereau-Gayon and Peynaud-1960, 1961] the action of the acetic bacterias and moulds upon the yeasts and lactic bacterias [Ribereau-Gayon, 2000]. Were studied the relationships between the mains yeasts groups, apiculate and elliptical [Domerq-1956]. Some authors, have seen the negative role of the apiculate yeasts in alcoholic fermentation process and therefore even recommend their elimination from the must [CoteaD.V., 1985]. The others authors, showed the main role of apiculate yeasts in the wine flavours formation. They showed that the famous wines, can not be obtained in exclusivity with elliptical yeasts, only by using the spontaneous microflora from the vineyard.

MATERIAL AND METHOD

Were studied some aspects of the relationships between apiculate yeasts, belonging to Kloeckera apiculata species and elliptical yeasts, belonging to Saccharomyces ellipsoideus, isolated in the viticol Centre Medgidia, from Murfatlar vineyard, and identified by „Yeasts A taxonomic study, 6-th Revised and Enlarged Edition”[Kurtzman, C.P., și J.W. Fell, 2006]. The researches were made, using like fermentation medium, Pinot gris sterile must with the following characteristics: 230 g/l sugars and 6,24 g/l H₂SO₄ total acidity.

The experiments were made in seven variants, as following:

V₁ – inoculated only with Kloeckera apiculata species;

V₂ – inoculated only with Saccharomyces ellipsoideus species;

V₃ – inoculated simultaneous with Kloeckera apiculata and Saccharomyces ellipsoideus species;

V₄ – inoculated with *Kloeckera apiculata* species and after one day with *Saccharomyces ellipsoideus* species;

V₅ – inoculated with *Kloeckera apiculata* species and after 2 days with *Saccharomyces ellipsoideus* species;

V₆ – inoculated with *Kloeckera apiculata* species and after 4 days with *Saccharomyces ellipsoideus* species;

V₇ – inoculated with *Kloeckera apiculata* species and after 31 days with *Saccharomyces ellipsoideus* species. The samples were kept at 25°C temperature and was followed the fermentation process by daily yeasts population evolution (daily counting–Thoma mount) and the lost in weight registration, by CO₂ lost (g%).

Finally, the wines obtained were analysed from the chemical characteristics point of view, using the O.I.V methods and the Romanian standards in force.

RESULTS AND DISCUSSIONS

The results are showed in the charts 1-7 and in the table 1.

Following the curves of the cells yeasts evolution and the lost in weight, for the sample inoculated with one yeasts species (V₁ and V₂), we can show (chart 1): *Kloeckera apiculata* yeasts has a big fermentative intensity in the first four-five days, and *Saccharomyces ellipsoideus* species in the first eight days. After these periods, the fermentation has a low intensity. In the power fermentation period (1-5, 1-8 days) the number of yeasts cells are increase and, after this period, was hardly to establish with accuracy a correlation between total yeasts cells number/mm³ and the fermentation intensity.

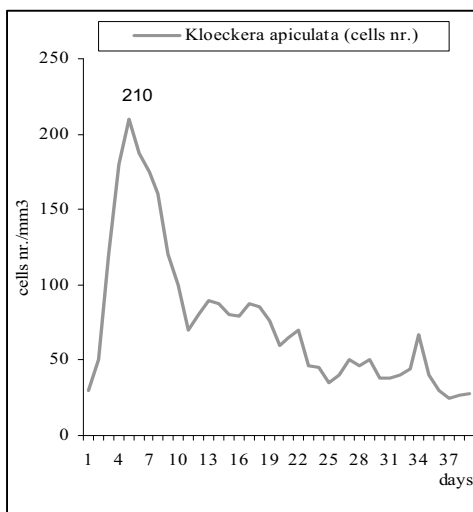


Chart 1. The cells number evolution at V₁ (inoculated with *Kloeckera apiculata*)

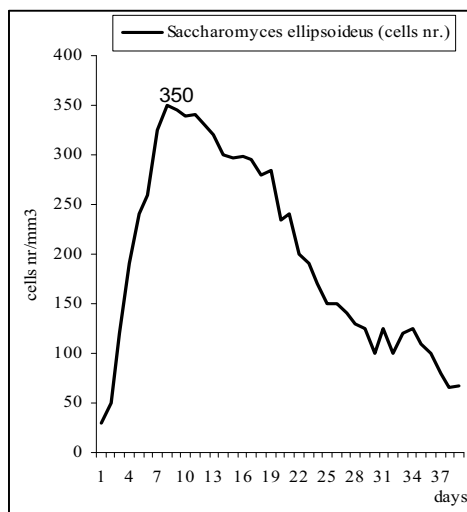


Chart 2. The cells number evolution at V₂ (inoculated with *Saccharomyces ellipsoideus*)

When the samples were mixed inoculated (V₃-V₈), we have seen a mutual inhibition of two yeasts species, correlate with their inoculated moment. When the two yeasts species are simultaneous inoculated (V₃, chart 3) was showed a mutual inhibition thus that, the *Kloeckera apiculata* species can not reach a big cells number like in V₁ (inoculated only with *Kloeckera apiculata* species). To the other

mixed variants inoculated (V₄-V₇) due the lag of inoculation with *Saccharomyces ellipsoideus*, the yeasts *Kloeckera apiculata*, achieve a number of cells/mm³, approached V₁ (inoculated only with *Kloeckera apiculata* species). Only at the V₇ variant the *Kloeckera* number of cells/mm³, is the same as in V₁ (chart 7).

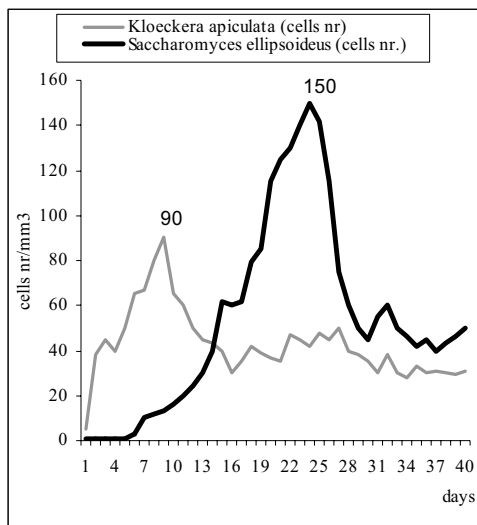


Chart 3 – The cells number evolution at V3 (simultaneous inoculated with *Kloeckera apiculata* and *Saccharomyces ellipsoideus*; almost 5 days inhibition for *Saccharomyces ellipsoideus*)

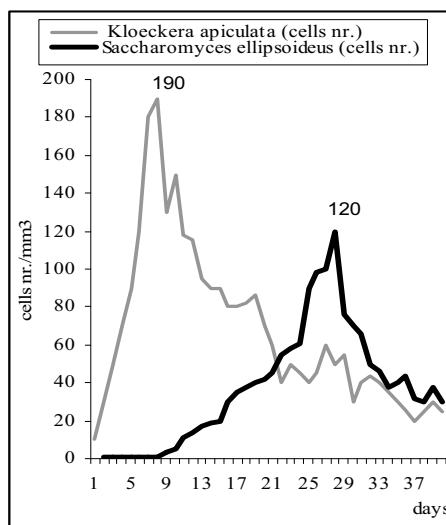


Chart 4 – The cells number evolution at V4 (inoculated with *Kloeckera apiculata* and after one day with *Saccharomyces ellipsoideus*; almost 7 days inhibition for *Saccharomyces ellipsoideus*)

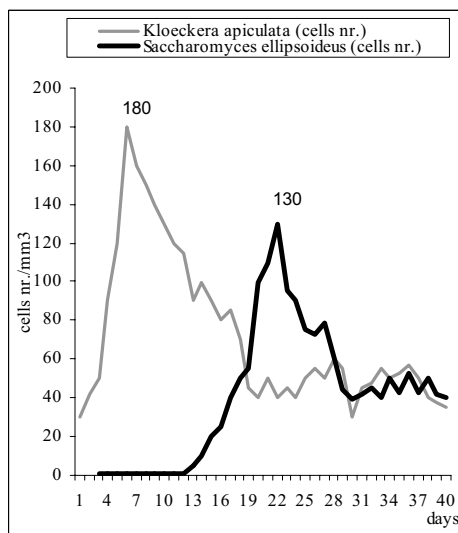


Chart 5 – The cells number evolution at V5 (inoculated with *Kloeckera apiculata* and after two day with *Saccharomyces ellipsoideus*; almost 10 days inhibition for *Saccharomyces ellipsoideus*)

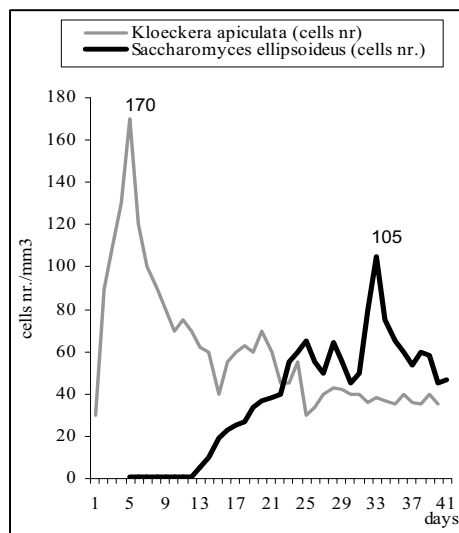


Chart 6 – The cells number evolution at V6 (inoculated with *Kloeckera apiculata* and after two day with *Saccharomyces ellipsoideus*; almost 8 days inhibition for *Saccharomyces ellipsoideus*)

As the strain of *Saccharomyces ellipsoideus* behavior in mixed inoculated variants (V₃-V₇), there is an inhibition of its multiplication by *Kloeckera apiculata*, for a number of days, correlated with the_lag time of both species yeast inoculation.

This inhibition is: -almost 5 days for V₃; - almost 7 days to V₄; - almost 10 days for V₅; - almost 8 days for V₆ and almost 5 days for V₇.

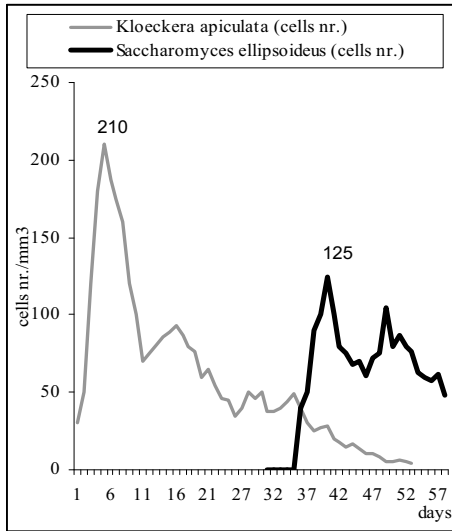


Chart 7 – The cells number evolution at V7 (inoculated with *Kloeckera apiculata* and after 31 day with *Saccharomyces ellipsoideus*; almost 5 days inhibition for *Saccharomyces ellipsoideus*)

The lost in weight curves are different for variants mixed inoculated (V_3 - V_7), comparatively with variants inoculated with one species of yeast (V_1 and V_2). If to V_1 and V_2 , fermentation curve (CO_2 % release) recorded a single maximum (chart 1 a and chart 2a), the V_3 - V_7 variants, it has two maximum (chart 3a, chart 4a, chart 5a, chart 6a, and chart 7a):

- the I-st maximum, came up in the 6-7 day fermentation and is the most species *Kloeckera apiculata* fermentation product, due to its intense activity in the first days of fermentation;
- the II-nd maximum was in the 26-27 days (V_3), the 31day (V_4), the 27 day (V_5), the 33 day for V_6 and 46 day (V_7) and is generated by *Saccharomyces ellipsoideus*, after passed the period of inhibition produced by species *Kloeckera apiculata*.

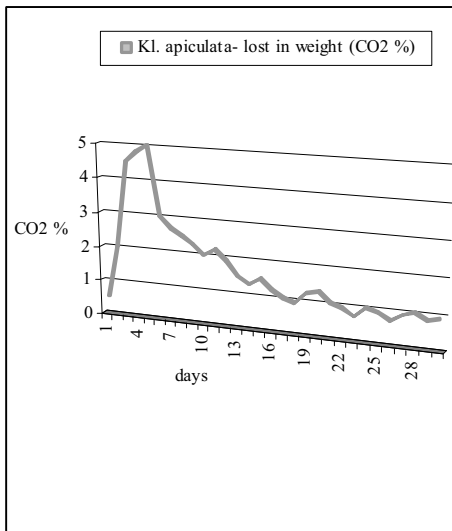


Chart 1a. - The lost in weight at V_1

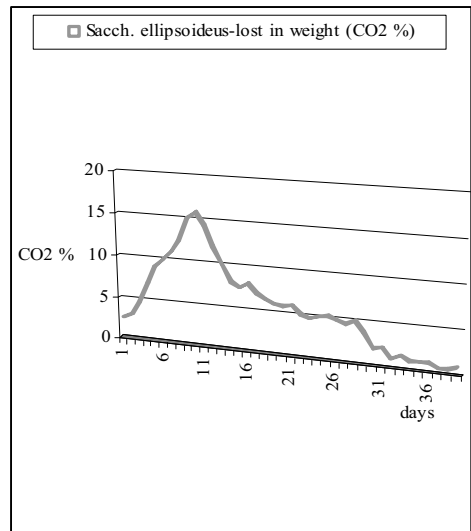


Chart 2a. - The lost in weight at V_2

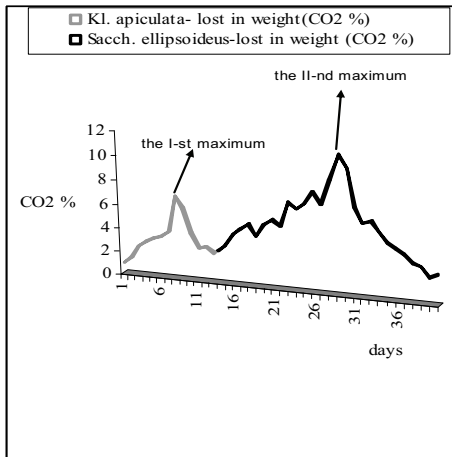


Chart 3a -The lost in weight at V₃

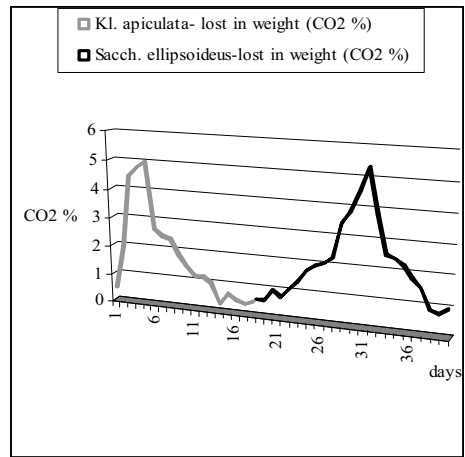


Chart 4a -The lost in weight at V₄

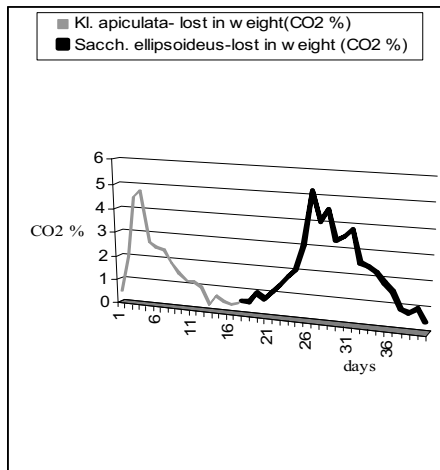


Chart 5a -The lost in weight at V₅

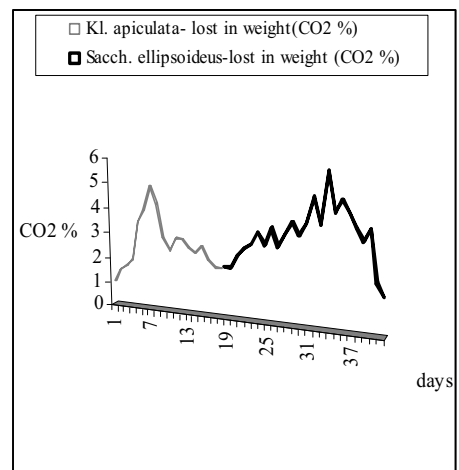


Chart 6a -The lost in weight at V₆

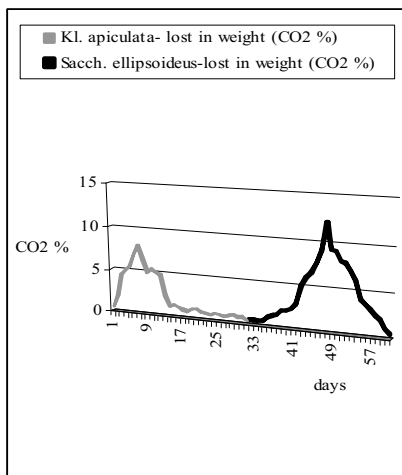


Chart 7a -The lost in weight at V₇

And the chemical analyses of the wines produced, show us the difference of activity between *Kloeckera apiculata* and *Saccharomyces ellipsoideus* yeasts species. So, at the variant inoculated with *Kloeckera apiculata* the alcohol content was 4,85 % vol only, while the variant inoculated with *Saccharomyces ellipsoideus* have had 11,0 % vol alcohol. The variants mixed inoculated have had an alcohol degree between 8,24-8,82 % vol, closer to V_2 , as the time for inoculated of *Kloeckera apiculata* and *Saccharomyces ellipsoideus* is shorter (table 1).

The sugars content has a reverse variation comparatively with the alcohol content.

Referring to totale acidity, the low value has V_2 , while V_1 has a biggest value.

Volatile acidity has different values for the two yeasts species. Thus, *Saccharomyces ellipsoideus* in pure culture produce a small quantity of volatile acids (0,43 g/l H_2SO_4 - V_2) comparatively with *Kloeckera apiculata* which exceling by her content in volatile acidity (1,40 g/l H_2SO_4 - V_1).

Table 1- The physico-chemical composition of the wines obtained

Sample	Sugar g/l	Alcohol % vol.	Total acidity g/l H_2SO_4	Volat. Acidity g/l H_2SO_4
Must	229,0	-	6,74	-
V_1	128,0	4,85	6,20	1,40
V_2	43,0	11,0	4,80	0,43
V_3	67,3	8,82	6,03	1,04
V_4	67,3	8,75	6,00	1,09
V_5	76,3	8,40	5,94	1,03
V_6	73,6	8,42	6,10	1,06
V_7	74,5	8,49	6,01	1,00
V_8	68,0	8,24	5,97	0,93

CONCLUSIONS

- The apiculate yeasts has the main role to the formation of wine flavours.
- The famous wines, can not be obtained in exclusivity with elliptical yeasts, but by using the spontaneous microflora from the vineyard.
- *Kloeckera apiculata* yeasts has a big fermentative intensity in the first four-five days, but *Saccharomyces ellipsoideus* species in the first eight days.
- In the power fermentation period (1-4, 1-8 days) the number of yeasts cells are increase and after this period was not possible to establish a correlation between total yeasts cells number /mm³ and the fermentation intensity.
- When the samples were mixed inoculated (V_3 - V_7), we have seen an mutual inhibition of two yeasts species, correlate with their inoculated moment.
- The lost in weight curves are different to the samples mixed inoculate (V_3 - V_7) comparatively, with the samples inoculated with one yeasts species (V_1 and V_2).
- In conclusion, during alcoholic fermentation process, between the two species of yeasts have established negative relationship, of

antagonism, which indicated that the *Kloeckera apiculata* species, by his activity of the metabolites produced in the fermentation medium, unfavorable to the *Saccharomyces ellipsoideus* species, inhibiting its development and activity for a specified number of days, correlated with their lag time of inoculation.

REFERENCES

- [1] Castelli T., 1973- L'ecologie des levures. Vignes et vins, mars 1974, numero special, consacre du Coloque Internat. D'oenologie d'arc et senans-mai, 150-e anniv. De la naissance de Pasteur.
- [2] Beleniuc Georgeta, 2006- Elemente de microbiologie, Ed. Cartea Universitară București, p. 216-227.
- [3] Cotea D. V., 1885. Oenologie, vol I. Ed did. Bucuresti. p. 261-320.
- [4] Gandini A., 1966- Vinificazione di mosti piemontesi con lieviti in associazione controllata escalare, Ind. Agrar. Vol. IV, nr. 9/3-30
- [5] Domerq S., 1956 - Etude et classification des levures de vin de la Gironde. These. Ingeieur Docteur Bordeaux.
- [6] Gandini A., 1966- Vinificazione di mosti piemontesi con lieviti in associazione controllata escalare, Ind. Agrar. Vol. IV, nr. 9/3-30.
- [7] P. Ribéreau-Gayon, D. Duburdiou, B. Doneche, A. Lonvaud, 2000: Handbook of Enology, Vol. 1, The Microbiology of Wine and Vinifications, John Wiley & Sons, Ltd., New York. pp. 88-127.